

GLOBAL OVERVIEW | SELECTED INDICES

SOUTH AFRICAN INDICES	CLOSE	PREVIOUS	1D%	5D%	1M%	YTD%
All Share	72164,0	74834,5	-3,57	-4,54	0,83	-2,10
Top 40	65653,2	68186,2	-3,71	-4,70	0,97	-2,09
Financial 15	14713,2	15075,9	-2,41	-5,06	1,80	-0,58
Industrial 25	90959,4	94147,1	-3,39	-4,82	-1,75	-4,71
Resource 10	71479,3	74924,0	-4,60	-4,31	4,16	0,71
Mid Cap	77912,4	80112,5	-2,75	-4,30	-0,28	-2,24
Small Cap	65813,4	67261,1	-2,15	-2,97	-0,28	-2,51
Banks	8823,6	9044,9	-2,45	-5,06	2,58	0,01
General Retailers	7531,7	7286,9	3,36	-0,83	2,96	0,11
Property (J253) - TR	1598,5	1631,0	-1,99	-4,89	-2,88	-5,06

AMERICAN INDICES	CLOSE	PREVIOUS	1D%	5D%	1M%	YTD%
Dow Jones	34364,5	34265,4	0,29	-4,31	-4,41	-5,43
Nasdaq	13855,1	13768,9	0,63	-6,97	-11,49	-11,44
S&P 500	4410,1	4397,9	0,28	-5,42	-6,68	-7,47
Dollar Index	96,0	95,6	0,32	0,76	-0,04	0,28
US VIX	29,9	28,9	3,64	55,81	66,48	73,64

EUROPEAN INDICES	CLOSE	PREVIOUS	1D%	5D%	1M%	YTD%
CAC 40	6787,8	7068,6	-3,97	-5,75	-4,22	-5,11
DAX 30	15011,1	15603,9	-3,80	-5,79	-4,73	-5,50
Eurostoxx 50	4054,4	4186,2	-3,15	-5,76	-4,72	-5,68
FTSE	7297,2	7494,1	-2,63	-4,13	-1,02	-1,18

ASIAN INDICES	CLOSE	PREVIOUS	1D%	5D%	1M%	YTD%
Hang Seng	24656,5	24965,6	-1,24	1,81	6,17	5,38
Nikkei 225	27588,4	27522,3	0,24	-2,63	-4,15	-4,18
Shanghai	3524,1	3522,6	0,04	-0,50	-2,60	-3,18

EARLY MORNING	LAST	CLOSE	% CHG	1D%	5D%	YTD%
Tencent	465,4	469,6	-0,89	-1,10	3,91	2,53
BHP Billiton	4498,0	4560,0	-1,36	-0,22	-1,19	9,88

INTERNATIONAL ECONOMIC CALENDAR | SELECTED EVENTS

TIME	AREA	TODAY'S EVENTS & RELEASES	PERIOD	EXP.	PREV.
9:00	RSA	Leading Business Cycle Indicator MoM	Nov	1.8%	0.1%
11:00	EUR	German ifo Business Climate	Jan	94.6	94.7
17:00	USD	CB Consumer Confidence	Jan	111.4	115.8
---	---	---	---	---	---
---	---	---	---	---	---

TIME	AREA	PREVIOUS SESSION'S RELEASES	PERIOD	EXP.	ACT.
10:30	EUR	German Flash Manufacturing PMI	Jan	56.9	60.5
10:30	EUR	German Flash Services PMI	Jan	47.9	52.2
11:00	EUR	Flash Manufacturing PMI	Jan	57.6	59.0
16:45	USD	Flash Manufacturing PMI	Jan	56.9	55.0
16:45	USD	Flash Services PMI	Jan	54.9	50.9

LOCAL EQUITIES | JSE ALL SHARE COMPANIES

BEST ONE-DAY % PERFORMERS	CODE	CLOSE	1D%	5D%	YTD%
RFG	RFG	1375	4,96	8,61	11,97
ADvTECH	ADH	1748	4,61	-1,74	-0,57
Tsogo Sun Hotels	TGO	337	2,12	2,12	-4,26
British American Tob plc	BTI	66374	2,11	0,19	13,28
Santam	SNT	26902	1,59	-2,51	0,01
Fortress REIT B	FFB	365	1,39	2,24	12,31
African Rainbow Cap	AIL	659	1,38	-10,95	-3,09

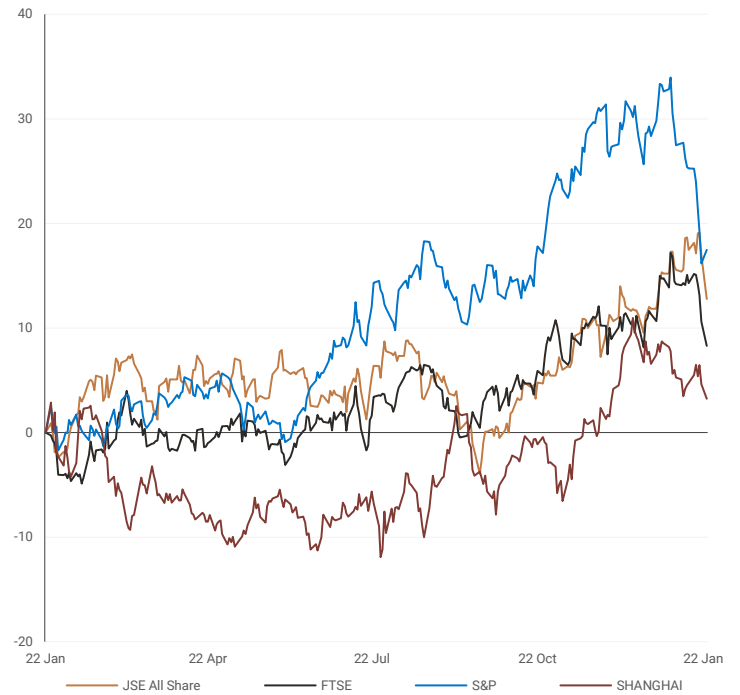
WORST ONE-DAY % PERFORMERS	CODE	CLOSE	1D%	5D%	YTD%
Kumba Iron Ore	KIO	49784	-8,73	1,29	8,20
Sibanye Stillwater	SSW	5400	-8,21	-3,67	9,98
Northam Platinum	NHM	19764	-7,14	-7,64	-5,66
Steinhoff Int N.V.	SNH	471	-6,18	-13,10	-6,18
Aspen Pharmacare	APN	20300	-6,06	-7,70	-9,55
African Rainbow Min	ARI	22723	-6,03	-4,56	-1,73
Impala Platinum	IMP	21638	-5,84	-3,16	-3,83

DIVIDEND DATA | SELECTED JSE ALL SHARE COMPANIES

COMPANY	CODE	DIVIDEND
Clicks	CLS	347.5 ZARc
Netcare	NTC	34 ZARc

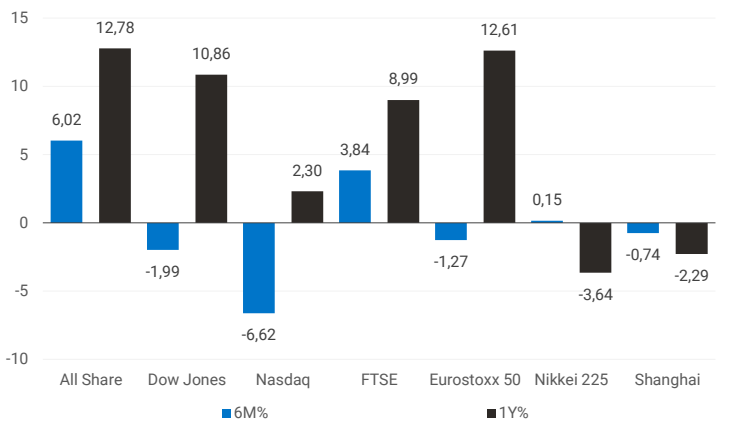
INTERNATIONAL INDICES

normalised percentage performances (in rand terms)



INTERNATIONAL INDICES

6-month & 1-year percentage performances



JSE ALL SHARE INDEX

2021 v 2022



Last date to trade 25 Jan

COMPANY	CODE	DIVIDEND	COMPANY	CODE	DIVIDEND
Clicks	CLS	347.5 ZARc			
Netcare	NTC	34 ZARc			

COMPANY	CLOSE	PREVIOUS	1D%	5D%	1M%	YTD%
Absa Group	15748	16198	-2,78	-3,32	5,47	3,23
Anglo	66440	70397	-5,62	-5,97	5,38	1,95
Angloplat	173500	179000	-3,07	-2,14	-2,59	-4,50
Anglo Gold Ashanti	30172	31694	-4,80	-0,85	-3,67	-8,21
Anheuser-Busch Inbev	98233	100061	-1,83	-6,35	4,03	2,04
Bhp Group Plc	47839	49286	-2,94	-5,22	4,52	0,84
Bid Corp	31849	32789	-2,87	-1,55	0,14	-2,43
British American Tobacco Plc	66374	65000	2,11	0,19	15,19	13,28
Compagnie Financiere	21300	22522	-5,43	-7,07	-6,73	-11,75
Capitec	198042	201164	-1,55	-7,07	-0,25	-2,91
Discovery	14438	14571	-0,91	-0,67	2,40	0,56
Firstrand	6172	6346	-2,74	-4,38	4,22	1,51
Goldfields	16486	16953	-2,75	3,80	-0,44	-5,33
Glencore Plc	7964	8387	-5,04	-7,87	1,35	-1,86
Implats	21638	22980	-5,84	-3,16	-0,21	-3,83
Kumba Iron Ore	49784	54546	-8,73	1,29	9,36	8,20
Mondi Plc	36970	38209	-3,24	-7,15	-2,05	-6,44
Mtn Group	15866	16557	-4,17	-2,91	-6,10	-7,06
Naspers -N	250432	257201	-2,63	-4,37	2,42	1,31
Prosus Nv	126512	129846	-2,57	-6,62	-1,50	-3,41
Stanbank	14084	14400	-2,19	-3,63	3,10	0,59
Shoprite	20465	20758	-1,41	-1,91	0,13	-2,03
Sanlam	5978	6119	-2,30	-4,78	2,89	0,71
Sasol	29320	31134	-5,83	1,02	15,99	13,20
Sibanye Stillwater	5400	5883	-8,21	-3,67	11,00	9,98
Vodacom Group	13632	13703	-0,52	0,52	2,87	1,26

SELECTED HEADLINES

Shares on the Johannesburg Stock Exchange plunged in a global rout on equity markets as the prospect of a conflict over Ukraine led investors to book profits from riskier assets. The benchmark All-Share index slumped by 3.57%, its biggest drop since the beginning of the year, to 72,164 points, and the blue-chip Top 40 index slipped by 3.71% to 65,653 points. On an individual share basis, British American Tobacco was the best Top 40 company, adding 2.11%, while Sibanye Stillwater shed 8.21%, making it the worst performer on the blue-chip index.

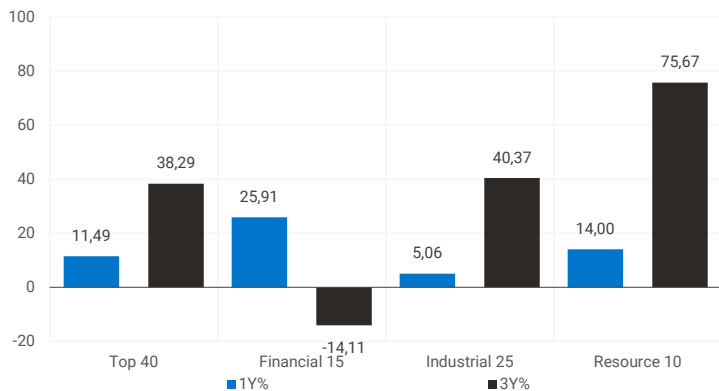
JSE TOP 40 INDEX

last 100 days



LOCAL INDICES

1-year & 3-year percentage performances



EXPECTED COMPANY REPORTING SCHEDULE

COMPANY	CODE	RELEASE	DATE
Clicks	CLS	AGM	26 Jan
Life Healthcare Group	LHC	AGM	26 Jan
Hudaco	HDC	Final	28 Jan
Oceana	OCE	Final	31 Jan
Sappi	SAP	Quarterly	03 Feb

BANK & OTHER SELECTED PREFERENCE SHARES

COMPANY	CODE	CLOSE	CLEAN YIELD	APPROX. NXT. LDT
Investec Limited	INPR	8820	7,18	08 Jun
Standard Bank	SBPP	8870	6,98	06 Apr
Firstrand Bank	FSRP	8851	6,76	16 Feb
Absa	ABSP	82500	7,05	13 Apr
Capitec	CPIP	10400	5,82	16 Mar
Grindrod	GNDP	8300	8,71	23 Mar
Netcare	NTCP	8202	7,23	04 May
Discovery	DSBP	9640	8,36	09 Mar
Invicta	IVTP	8400	9,06	22 Jun

SENS ANNOUNCEMENTS

SELECTED RELEASES

Steinhoff secures high court approval for global settlement

Steinhoff International Holdings (SIHNV) confirmed on Monday that its 'Section 155 global settlement proposal' has secured the approval of the Western Cape High Court. The €1.43 billion (over R24.7 billion) settlement proposal with shareholders follows years of legal disputes (both in South Africa and the Netherlands) in the wake of the Steinhoff accounting scandal in 2017. Steinhoff faced claims of around R180 billion. With the proposed settlement getting the approval of a high court in South Africa, Steinhoff is a step closer to making the offer final and binding. It has already secured the approval of courts in the Netherlands, where its main headquarters are based.

Move | -6.18% Open | 507c Close | 471c High | 547c Low | 464c

Shoprite to prioritise the sale of locally-produced sugar in its stores

Shoprite Group – Africa's largest grocery retailer – aims to sell only locally-produced sugar across its 1 189 Shoprite, Checkers, Checkers Hyper and Usave supermarkets in South Africa in a bid to encourage consumers to buy local. This plan will be implemented in collaboration with sugar industry body South African Canegrowers Association via its 'Home Sweet Home' campaign which it established to educate consumers on challenges facing the industry. A major threat is weak trade protection against increasing sugar imports, which cost the local industry more than R2.2 billion in 2019 alone. "These challenges have threatened 21 000 small-scale growers, 65 000 direct jobs, 270 000 indirect jobs, and the one million people the industry supports." Shoprite says it has already rolled out instore advertising in the sugar aisles of all its stores to support the campaign.

Move | -1.41% Open | 20975c Close | 20465c High | 20975c Low | 20330c

CLICKS GROUP LIMITED – Trading Update for 20 weeks to 16 January 2022

Retail health and beauty sales, including Clicks and the franchise brands of The Body Shop, GNC and Claire's, increased by 14.4% (2021: 8.1%) over the corresponding 20 weeks in the previous financial year. Sales in comparable stores increased by 11.1% (2021: 4.4%), with selling price inflation averaging 3.3% (2021: 3.2%) for the period. Newly appointed chief executive Bertina Engelbrecht said the strong growth in retail sales has been supported by the national Covid-19 vaccination programme. "The accessibility of our store and pharmacy network has been a major strategic advantage during the pandemic. Clicks also administered 1.8 million vaccines during the 20-week period, generating sales of R685 million, an uplift of 6.9% to retail sales. Since the start of the vaccination programme in 2021 Clicks has administered 2.4 million vaccinations and currently operates 435 sites across the country. We expect to experience a sustained demand for booster doses of the vaccine in the months ahead."

Move | 0.49% Open | 31000c Close | 31075c High | 31475c Low | 30367c

*Article excerpts from Moneyweb

LOCAL EQUITIES | JSE MID CAP COMPANIES

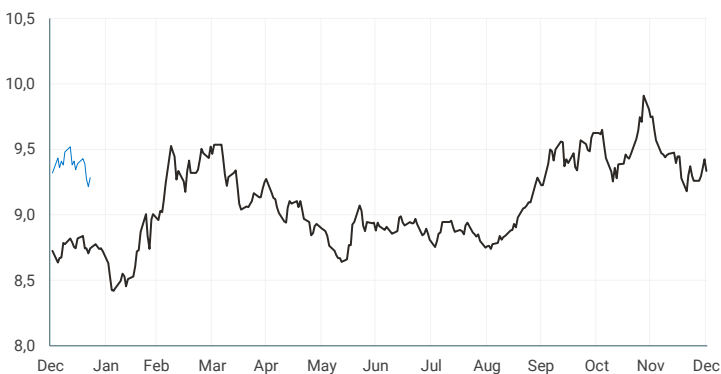
COMPANY	CODE	CLOSE	PREVIOUS	1D%	1M%	YTD%
Aspen	APN	20300	21610	-6,06	-8,14	-9,55
African Rainbow	ARI	22723	24182	-6,03	0,05	-1,73
Avi	AVI	7512	7584	-0,95	1,76	1,65
Barworld	BAW	13000	13297	-2,23	-13,33	-13,55
Bidvest Group	BVT	18601	19028	-2,24	-0,03	-1,82
Capco	CCO	3488	3582	-2,62	0,32	-3,73
Clicks Group	CLS	31075	30922	0,49	0,93	-1,51
Coronation	CML	5003	5147	-2,80	-2,00	-4,78
Dis-Chem	DCP	3658	3617	1,13	4,42	3,27
Distell Group	DGH	16736	16850	-0,68	0,82	-0,85
Drdgold	DRD	1280	1318	-2,88	-2,59	-3,03
Exxaro Resources	EXX	17127	17943	-4,55	12,31	12,04
Fortress Reit A	FFA	1261	1272	-0,86	3,45	0,88
Fortress Reit B	FFB	365	360	1,39	15,14	12,31
Growthpoint	GRT	1395	1425	-2,11	-5,74	-9,24
Harmony Gold	HAR	6119	6419	-4,67	-1,91	-8,12
Investec	INL	8070	8349	-3,34	-4,08	-7,82
Investec	INP	8201	8475	-3,23	-2,14	-5,40
Italtile	ITE	1600	1603	-0,19	-0,74	-4,76
Libhold	LBH	9475	9649	-1,80	1,96	0,22
Life Healthcare	LHC	2206	2247	-1,82	-4,09	-8,20
Multichoice Group	MCG	11704	12161	-3,76	-2,63	-4,09
Mediclinic Int.	MEI	6612	6750	-2,04	1,18	-2,85
Montauk Renewables	MKR	14973	15724	-4,78	-9,80	-12,95
Mr Price Group	MRP	20750	21729	-4,51	6,41	4,01
Momentum	MTM	1970	2025	-2,72	6,03	3,96
Ninety One Plc	N91	5330	5456	-2,31	-5,24	-7,27
Nedbank	NED	17755	18201	-2,45	2,86	1,45
Northam Platinum	NHM	19764	21283	-7,14	-2,97	-5,66
Nepi Rockcastle Plc	NRP	10300	10421	-1,16	-2,28	-2,83
Netcare	NTC	1514	1554	-2,57	-2,95	-4,66
Ninety One	NY1	5275	5465	-3,48	-3,48	-6,65
Old Mutual	OMU	1325	1363	-2,79	4,33	1,15
Pik N Pay	PIK	5188	5344	-2,92	-0,46	-1,12
Pepkor	PPH	2287	2389	-4,27	6,32	4,48
Psg	PSG	8595	8700	-1,21	-3,22	-3,69
Quilter Plc	QLT	2949	3094	-4,69	-4,56	-6,91
Rbplapts	RBP	15411	16182	-4,76	-1,53	-1,41
Redefine	RDF	400	413	-3,15	-8,88	-9,09
Remgro	REM	12658	13050	-3,00	-1,87	-3,48
Resilient Reit	RES	5948	6020	-1,20	1,02	-0,45
Rand Merchant Inv	RMI	4475	4632	-3,39	1,38	-0,93
Reinet Investments Sca	RNI	29176	29689	-1,73	2,01	2,00
Sappi	SAP	4028	4196	-4,00	-10,85	-11,78
Santam	SNT	26902	26481	1,59	1,14	0,01
Spar	SPP	17321	17703	-2,16	5,87	3,64
Sirius Real Estate	SRE	2619	2667	-1,80	-10,64	-13,65
Tigebrands	TBS	18045	18208	-0,90	0,81	-0,30
The Foschini Group	TFG	13148	13621	-3,47	7,61	6,12
Thungela Resources	TGA	8542	8871	-3,71	-0,37	1,04
Telkom	TKG	4873	4950	-1,56	-8,35	-9,89
Truworths	TRU	5797	5836	-0,67	14,23	10,95
Textainer	TXT	55333	55969	-1,14	0,55	-3,77
Woolies	WHL	5055	5205	-2,88	-1,73	-2,53

LOCAL EQUITIES | JSE SMALL CAP COMPANIES

COMPANY	CODE	CLOSE	PREVIOUS	1D%	1M%	YTD%
Advtech	ADH	1748	1671	4,61	2,94	-0,57
Altron	AEL	885	880	0,57	-0,56	-3,28
Aeci	AFE	11473	11900	-3,59	5,04	2,44
Alexander Forbes	AFH	439	439	0,00	-2,23	-2,23
Afrimat	AFT	5740	5820	-1,37	1,59	-0,05
Arrowhead Prop.	AHB	363	383	-5,22	-13,16	-14,59
African Rainbow Cap.	AIL	659	650	1,38	-3,09	-3,09
Adcock Ingram	AIP	5116	5123	-0,14	1,85	1,41
Astral	ARL	16598	16691	-0,56	-1,79	-3,86
Attacq	ATT	740	758	-2,37	-3,27	-7,38
Brait	BAT	443	445	-0,45	-5,34	-1,99
Blue Label Telecoms	BLU	504	510	-1,18	-0,79	-0,98
Bytes Technology	BYI	9970	10000	-0,30	-14,24	-18,31
City Lodge Hotels	CLH	532	555	-4,14	6,83	-1,66
Curro	COH	1274	1279	-0,39	2,99	2,33
Cashbuild	CSB	27004	27983	-3,50	5,07	3,47
Datatec	DTC	3720	3723	-0,08	-2,49	-3,38
Emira	EMI	981	1005	-2,39	7,21	3,26
Epp N.V	EPP	1055	1115	-5,38	-8,26	-10,21
Equites Property Fund	EQU	2144	2215	-3,21	-2,77	-6,74
Famous Brands	FBR	7489	7698	-2,71	-2,10	-4,18
Grindrod	GND	467	475	-1,68	-3,31	-5,66
Hci	HCI	7541	7555	-0,19	-3,64	1,91
Hudaco	HDC	14069	13960	0,78	8,64	6,70
Hammerson Plc	HMN	705	720	-2,08	1,29	-1,95
Hyprop	HYP	3492	3630	-3,80	-5,37	-6,26
Investec Australia Prop.	IAP	1767	1820	-2,91	-4,49	-8,06
Investec Prop Fund	IPF	1210	1236	-2,10	1,94	-2,42
Imperial	IPL	6470	6460	0,15	2,05	1,11
Jse	JSE	11251	11535	-2,46	1,80	0,46
Kap Industrial	KAP	413	431	-4,18	-2,59	-5,49
Karooooo	KRO	55497	55000	0,90	4,73	3,73
Psg Konsult	KST	1442	1475	-2,24	12,92	7,29
Liberty Two Degrees	L2D	466	485	-3,92	-1,06	-1,89
Long4Life	L4L	575	580	-0,86	-0,86	-1,54
Libstar	LBR	650	650	0,00	-2,26	-2,26
Lighthouse Capital	LTE	860	887	-3,04	1,06	-4,44
Massmart	MSM	5984	6001	-0,28	2,68	-1,38
Mas Real Estate Inc	MSP	2060	2090	-1,44	-1,25	-2,04
Metair	MTA	2753	2760	-0,25	0,11	0,11
Motus	MTH	10996	11090	-0,85	4,82	-0,12
M&R Hold	MUR	1340	1381	-2,97	-4,63	-6,10
Oceana	OCE	5308	5395	-1,61	-4,36	-4,43
Omnia	OMN	6101	6099	0,03	-3,20	-4,69
Pan African Resource	PAN	385	400	-3,75	5,19	0,26
Raubex	RBX	3814	3949	-3,42	-4,65	-4,17
Rhodes Food Pty	RFG	1375	1310	4,96	11,16	11,97
Reunert	RLO	4730	4898	-3,43	-8,32	-10,75
Sa Corp Real Estate	SAC	240	245	-2,04	5,73	2,13
Steinhoff International N.V.	SNH	471	502	-6,18	13,77	-6,18
Super	SPG	3299	3459	-4,63	-2,60	-3,00
Stor-Age Property Reit	SSS	1446	1461	-1,03	0,77	-0,62
Stenprop	STP	3990	4100	-2,68	-7,21	-7,21
Sun Int	SUI	2585	2644	-2,23	-5,14	-9,14
Transaction Capital	TCP	4391	4489	-2,18	-1,26	-2,49
Tsogo Sun Hotels	TGO	337	330	2,12	2,12	-4,26
Tsogo Sun Gaming	TSG	1100	1110	-0,90	-1,52	-5,58
Vukile	VKE	1191	1195	-0,33	-1,33	-3,72
Wbhovco	WBO	11152	11410	-2,26	-2,53	-1,55
Zeder Investments	ZED	329	345	-4,64	1,54	1,54

SOUTH AFRICAN 10-YEAR BOND

2021 v 2022



10-YEAR BOND YIELDS | SELECTED ITEMS (BASIS POINT CHANGE)

REGION	YIELD	1D%	1M%	YTD%
United States	1,77	1	27	68
United Kingdom	1,12	-4	20	82
Germany	-0,11	-4	14	40
Japan	0,13	—	7	10
South African 10Y	9,3	6	-10	51

GLOBAL INTEREST RATES | SELECTED ITEMS

REGION	CURRENT RATE
United States	0,00%-0,25%
United Kingdom	0,25%
European	0,00%
SA Repo Rate	3,75%
SA Prime Rate	7,25%

GLOBAL MARKETS

EUROPEAN INDICES

normalised percentage performances



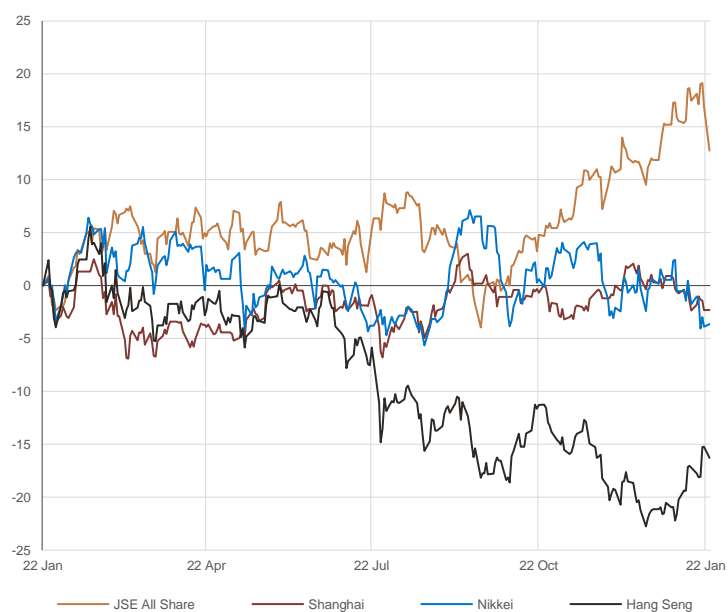
AMERICAN INDICES

normalised percentage performances



ASIAN INDICES

normalised percentage performances



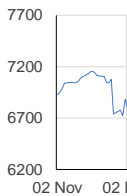
EUROPEAN MARKET COMMENTARY

SELECTED HEADLINES

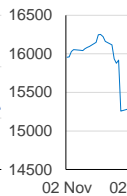
European stocks tumbled on Monday as investors braced themselves for the next meeting of the U.S. Federal Reserve this coming week, and watched for developments in Ukraine as tensions with Russia grow. The pan-European Stoxx 600 provisionally ended down 3.6%, with both tech and travel and leisure stocks plunging 5.2% as all sectors and major bourses slid into the red. Data on Monday showed the euro zone economic recovery continued to stutter in January as the omicron Covid-19 variant led to renewed containment measures which dented activity.

EUROPEAN INDICES	CLOSE	PREVIOUS	1D%	5D%	1M%	YTD%
CAC 40	6787,8	7068,6	-3,97	-5,75	-4,22	-5,11
DAX 30	15011,1	15603,9	-3,80	-5,79	-4,73	-5,50
Eurostoxx 50	4054,4	4186,2	-3,15	-5,76	-4,72	-5,68
FTSE	7297,2	7494,1	-2,63	-4,13	-1,02	-1,18

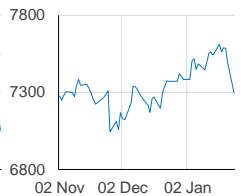
CAC 40



DAX



FTSE



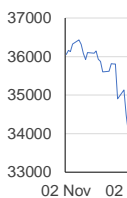
AMERICAN MARKET COMMENTARY

SELECTED HEADLINES

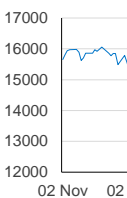
U.S. stocks mounted a dramatic comeback on Monday as investors stepped in to buy beaten-up tech shares following a sharp sell-off earlier in the day. The Nasdaq Composite Index turned positive after being down as much as 4.9% earlier in the session. The S&P 500 closed in the green after briefly hitting a correction earlier in the session, falling more than 10% from its Jan. 3 record close. Meanwhile, investors are eyeing the Fed's policy meeting, which begins today and wraps up Wednesday. Market participants will be looking for any signals on how much the central bank will raise interest rates this year and when it will start.

AMERICAN INDICES	CLOSE	PREVIOUS	1D%	5D%	1M%	YTD%
Dow Jones	34364,5	34265,4	0,29	-4,31	-4,41	-5,43
Nasdaq	13855,1	13768,9	0,63	-6,97	-11,49	-11,44
S&P 500	4410,1	4397,9	0,28	-5,42	-6,68	-7,47

DOW JONES



NASDAQ



S&P 500



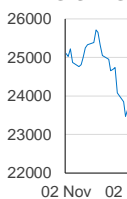
ASIAN MARKET COMMENTARY

SELECTED HEADLINES

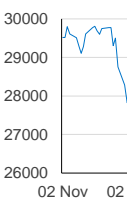
Japan and Hong Kong stocks dropped 2% as Asia-Pacific markets tumbled this morning after a volatile session overnight on Wall Street. The ASX 200 lost nearly 3% as banks, miners and oil stocks all tumbled across the board. Bank stocks such as ANZ, Commonwealth Bank of Australia and National Australia Bank all fell around 3%. Inflation in Australia rose 1.3% in the fourth quarter, and 3.5% for the year, the Australian Bureau of Statistics said. Prices increased at its fastest annual pace since 2014, Reuters reported.

ASIAN INDICES	CLOSE	PREVIOUS	1D%	5D%	1M%	YTD%
Hang Seng	24656,5	24965,6	-1,24	1,81	6,17	5,38
Nikkei 225	27588,4	27522,3	0,24	-2,63	-4,15	-4,18
Shanghai	3524,1	3522,6	0,04	-0,50	-2,60	-3,18

HANG SENG



NIKKEI



SHANGHAI



COMMODITIES

BRENT CRUDE (\$)

last 100 days



PLATINUM (\$)

last 100 days



COMMODITY MARKET COMMENTARY

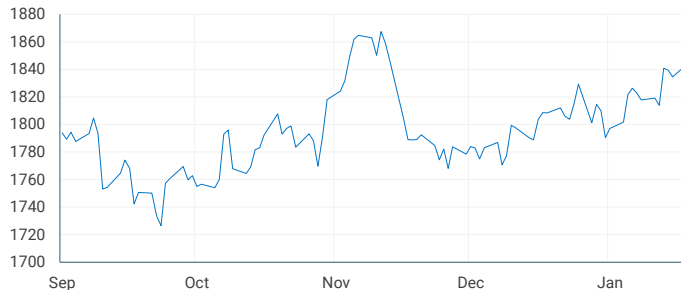
SELECTED HEADLINES

Oil prices climbed earlier today, regaining some of the ground lost in the previous day's sharp losses, on concerns over possible supply disruptions amid rising geopolitical tensions in both Eastern Europe and the Middle East. Oil prices reached seven-year highs last week, bolstered by tight worldwide supply and resurgent global demand. Meanwhile, gold prices were little changed this morning, as investors looked for interest rate hike cues from the U.S. Federal Reserve's meeting, while safe-haven bullion was buoyed by risk-off trades over concerns of Russia-Ukraine discord.

COMMODITY	LAST	CLOSE	% CHG	1D%	1M%	YTD%
Brent Crude (\$)	86,8	87,1	-0,42	-0,72	14,86	11,79
Gold (\$)	1842,4	1843,1	-0,04	0,47	1,92	0,76
Palladium	2144,0	2153,6	-0,45	1,99	10,36	13,51
Platinum (\$)	1022,5	1033,2	-1,03	-0,08	6,15	6,62
Silver	23,8	24,0	-0,79	-1,20	4,44	2,93

GOLD (\$)

last 100 days



CURRENCIES

COMMODITY	LAST	CLOSE	% CHG	1D%	1M%	YTD%
USDZAR	15,31	15,26	0,34	0,82	-1,93	-4,28
GBPZAR	20,62	20,59	0,14	0,56	-1,74	-4,49
EURZAR	17,31	17,29	0,13	0,87	-1,82	-4,67
AUDZAR	10,92	10,90	0,13	0,56	-2,89	-5,94
EURUSD	1,13	1,13	-0,11	-0,18	0,03	-0,41
USDJPY	113,70	113,98	-0,25	0,26	-0,36	-0,98
GBPUSD	1,35	1,35	-0,11	-0,48	0,76	-0,29
USDCHF	0,92	0,91	0,14	0,27	-0,57	0,19
AUDCAD	0,90	0,90	-0,04	-0,03	-2,41	-1,66

SELECTED HEADLINES

The rand weakened on Monday on concerns about a potential conflict over Ukraine and ahead of central bank meetings this week that could influence the trajectory of domestic and international interest rates. At the close of the session, the rand was 0.82% weaker as it traded around R15.26 to the dollar. The safe-haven U.S. dollar hovered near a two-week high against its major peers this morning amid escalating worries about both a faster pace of Federal Reserve policy tightening and potential military conflict in Ukraine.

CURRENCY PAIRS

normalised percentage performances



USDZAR

last 100 days



EURUSD

last 100 days

