

GLOBAL OVERVIEW | SELECTED INDICES

SOUTH AFRICAN INDICES	CLOSE	PREVIOUS	1D%	5D%	1M%	YTD%
All Share	76233,3	76176,2	0,07	0,41	8,77	3,42
Top 40	69586,7	69513,0	0,11	0,58	9,32	3,78
Financial 15	15111,1	15206,3	-0,63	-3,20	7,10	2,11
Industrial 25	95830,6	95623,3	0,22	0,65	4,98	0,39
Resource 10	77182,2	77000,4	0,24	2,16	15,84	8,75
Mid Cap	80246,3	80485,1	-0,30	-1,72	4,54	0,68
Small Cap	68088,8	68114,0	-0,04	0,03	4,82	0,86
Banks	9077,4	9139,6	-0,68	-3,28	7,91	2,89
General Retailers	7602,2	7576,1	0,35	-1,00	3,01	1,05
Property (J253) - TR	1639,7	1656,5	-1,01	-2,13	1,47	-2,61

AMERICAN INDICES	CLOSE	PREVIOUS	1D%	5D%	1M%	YTD%
Dow Jones	34715,4	35028,7	-0,89	-3,87	-0,62	-4,47
Nasdaq	14154,0	14340,3	-1,30	-4,41	-5,52	-9,53
S&P 500	4482,7	4532,8	-1,10	-3,78	-1,87	-5,95
Dollar Index	95,7	95,6	0,13	0,91	-0,84	0,03
US VIX	25,6	23,9	7,30	26,00	11,89	48,61

EUROPEAN INDICES	CLOSE	PREVIOUS	1D%	5D%	1M%	YTD%
CAC 40	7194,2	7173,0	0,30	-0,10	4,72	0,58
DAX 30	15912,3	15809,7	0,65	-0,74	4,41	0,17
Eurostoxx 50	4299,6	4268,3	0,73	-0,07	3,79	0,03
FTSE	7585,0	7589,7	-0,06	0,28	5,38	2,71

ASIAN INDICES	CLOSE	PREVIOUS	1D%	5D%	1M%	YTD%
Hang Seng	24952,4	24127,9	3,42	2,14	9,71	6,64
Nikkei 225	27772,9	27467,2	1,11	-2,51	-0,59	-3,54
Shanghai	3555,1	3558,2	-0,09	-0,01	-1,07	-2,33

EARLY MORNING	LAST	CLOSE	% CHG	1D%	5D%	YTD%
Tencent	470,6	471,6	-0,21	3,47	-0,76	2,97
BHP Billiton	4602,0	4801,0	-4,14	3,11	2,48	15,69

INTERNATIONAL ECONOMIC CALENDAR | SELECTED EVENTS

TIME	AREA	TODAY'S EVENTS & RELEASES	PERIOD	EXP.	PREV.
9:00	GBP	Retail Sales m/m	Dec	-0.6%	1.4%
14:30	EUR	ECB President Lagarde Speaks	---	---	---
17:00	EUR	Consumer Confidence	Jan	-9	-8
17:00	USD	CB Leading Index m/m	Dec	0.8%	1.1%
18:30	USD	Treasury Sec Yellen Speaks	---	---	---

TIME	AREA	PREVIOUS SESSION'S RELEASES	PERIOD	EXP.	ACT.
12:00	EUR	Final CPI y/y	Dec	5.0%	5.0%
13:00	EUR	Final Core CPI y/y	Dec	2.6%	2.6%
13:00	RSA	Building Permits YoY	Nov	0,02	-3,7%
15:30	USD	Philly Fed Manufacturing Index	Jan	18,9	23,2
15:30	USD	Unemployment Claims	---	227K	286K

LOCAL EQUITIES | JSE ALL SHARE COMPANIES

BEST ONE-DAY % PERFORMERS	CODE	CLOSE	1D%	5D%	YTD%
Harmony GM Co	HAR	6512	9,10	8,62	-2,22
Gold Fields	GFI	17000	8,28	1,58	-2,38
Anglogold Ashanti	ANG	32002	8,09	1,02	-2,64
DRD Gold	DRD	1378	6,33	5,43	4,39
Raubex	RBX	4021	5,82	5,79	1,03
Naspers -N-	NPN	264962	5,08	0,21	7,19
Bytes Technology	BYI	10791	4,92	-4,13	-11,59

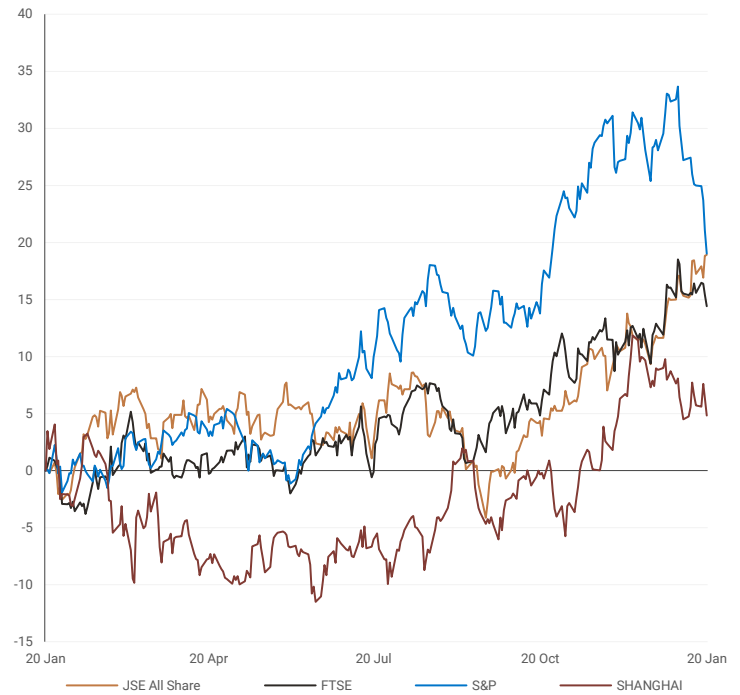
WORST ONE-DAY % PERFORMERS	CODE	CLOSE	1D%	5D%	YTD%
Textainer	TXT	57376	-4,30	-3,65	-0,22
Barloworld	BAW	13282	-3,80	-4,16	-11,67
Afrimat	AFT	5875	-3,69	2,05	2,30
Glencore plc	GLN	8562	-2,79	-0,73	5,51
African Rainbow Cap	AIL	720	-2,70	0,70	5,88
Hammerson plc	HMN	732	-2,53	-0,81	1,81
City Lodge Hotels	CLH	550	-2,48	-3,51	1,66

DIVIDEND DATA | SELECTED JSE ALL SHARE COMPANIES

COMPANY	CODE	DIVIDEND
Clicks	CLS	347.5 ZARc
Netcare	NTC	34 ZARc

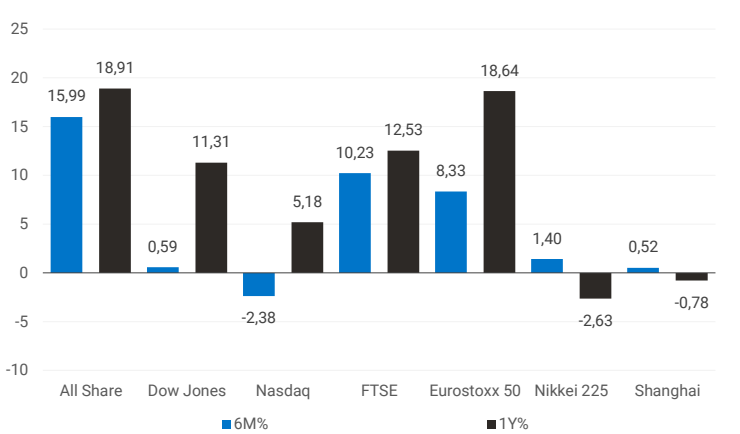
INTERNATIONAL INDICES

normalised percentage performances (in rand terms)



INTERNATIONAL INDICES

6-month & 1-year percentage performances



JSE ALL SHARE INDEX

2021 v 2022



Last date to trade 25 Jan

COMPANY	CLOSE	PREVIOUS	1D%	5D%	1M%	YTD%
Absa Group	16139	16141	-0,01	-1,99	11,66	5,79
Anglo	72733	74022	-1,74	3,04	20,09	11,60
Angloplat	184460	180557	2,16	-0,97	6,24	1,53
Anglo Gold Ashanti	32002	29608	8,09	1,02	2,14	-2,64
Anheuser-Busch Inbev	99991	101788	-1,77	-1,79	7,39	3,87
Bhp Group Plc	51540	51728	-0,36	1,61	15,02	8,64
Bid Corp	33076	33257	-0,54	2,00	4,09	1,33
British American Tobacco Plc	63970	65170	-1,84	2,25	10,64	9,18
Compagnie Financiere	23390	23901	-2,14	3,46	3,29	-3,09
Capitec	199220	201900	-1,33	-8,32	0,89	-2,33
Discovery	14440	14337	0,72	-1,07	7,12	0,58
Firstrand	6408	6477	-1,07	-1,08	9,99	5,39
Goldfields	17000	15700	8,28	1,58	3,82	-2,38
Glencore Plc	8562	8808	-2,79	-0,73	13,39	5,51
Implats	23229	22999	1,00	-0,43	11,81	3,24
Kumba Iron Ore	54321	54321	0,00	4,50	21,10	18,07
Mondi Plc	39026	39345	-0,81	-3,45	5,78	-1,24
Mtn Group	16571	16378	1,18	1,44	-2,78	-2,93
Naspers -N	264962	252159	5,08	0,21	11,56	7,19
Prosus Nv	133212	128400	3,75	-3,45	9,16	1,71
Stanbank	14426	14391	0,24	-2,59	10,41	3,04
Shoprite	20447	20776	-1,58	-2,96	-1,05	-2,11
Sanlam	6118	6135	-0,28	-2,95	8,38	3,07
Sasol	31321	31581	-0,82	8,82	28,74	20,93
Sibanye Stillwater	5980	5865	1,96	4,78	28,46	21,79
Vodacom Group	13525	13468	0,42	-0,07	2,90	0,47

SELECTED HEADLINES

The benchmark All-Share index ended up 0.07% to 76,233 points and the blue-chip Top 40 index was up 0.11% to end at 69,587 points. Higher precious metal prices boosted the Johannesburg Stock Exchange but a fall across stocks linked to the local economy such as banks, industrials and real estate counters kept the run under check and the indices. Harmony gold was the best performing Top 40 company after it added 9.10% on the day. The group was followed closely by Gold Fields and AngloGold, which added 8.28% and 8.09% respectively.

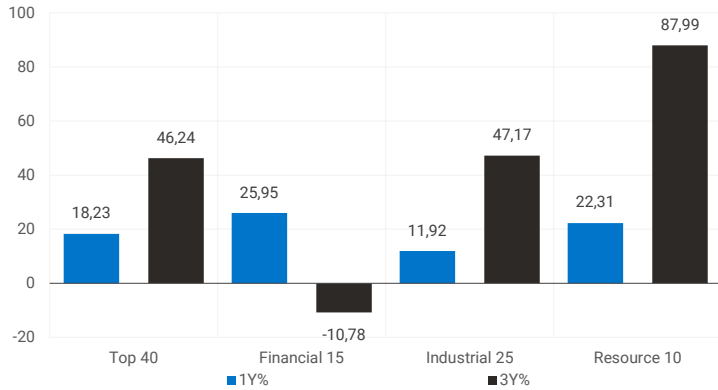
JSE TOP 40 INDEX

last 100 days



LOCAL INDICES

1-year & 3-year percentage performances



EXPECTED COMPANY REPORTING SCHEDULE

COMPANY	CODE	RELEASE	DATE
Purple Group	PPE	AGM	21 Jan
Clicks	CLS	AGM	26 Jan
Life Healthcare Group	LHC	AGM	26 Jan
Hudaco	HDC	Final	28 Jan
Oceana	OCE	Final	31 Jan

BANK & OTHER SELECTED PREFERENCE SHARES

COMPANY	CODE	CLOSE	CLEAN YIELD	APPROX. NXT. LDT
Investec Limited	INPR	8800	7,18	08 Jun
Standard Bank	SBPP	8839	6,98	06 Apr
Firstrand Bank	FSRP	8900	6,76	16 Feb
Absa	ABSP	81600	7,05	13 Apr
Capitec	CPIP	10000	5,82	16 Mar
Grindrod	GNDP	8300	8,71	23 Mar
Netcare	NTCP	8202	7,23	04 May
Discovery	DSBP	9650	8,36	09 Mar
Invicta	IVTP	8531	9,06	22 Jun

SENS ANNOUNCEMENTS

SELECTED RELEASES

Growth in Woolies Food division slows

Despite traditionally being the group's most resilient and best performing division, the food unit of JSE-listed Woolworths has shown a material slowdown in growth. This is revealed in Woolworths's latest trading update for the 26 weeks ended December 2021, published on Thursday morning. The retail company is best known for its food segment in South Africa, which, until now, has been its star performer. However, its latest half-year turnover and sales figures show that the group's historically poor-performing fashion, beauty and homeware (FBH) business has managed to grow faster than Woolies Food. Woolworths warned in its trading update that it expects to see its headline earnings per share (Heps) for the period plunging by between 30% and 40% (156.7 cents to 182.8 cents). In November the retailer did warn that a profit slump of more than 20% was on the cards for the current period. The group reported that its turnover and sales for the period declined by 2.1%, despite significant online sales growth of 22.4%. As a result of the prolonged lockdown, the group's Australian business remains under pressure with its David Jones division reporting a 9.2% decline in turnover and a 9% decline in sales for the period. The Country Road brand also saw a decline in sales, albeit at a slower rate of -3.2%.

Move | -1.6% Open | 5300c Close | 5402c High | 5487c Low | 5260c

Stor-Age raises R575m to fund further UK acquisitions

Thursday saw self-storage property fund Stor-Age announce the acquisition of a portfolio of four more properties in the UK that will largely be funded through its successful R575 million capital raise on the JSE. The rights issue, which was also announced and finalised on Thursday, was significantly oversubscribed. Stor-Age had initially targeted an accelerated bookbuild of R550 million. According to the group, the new equity was raised at a price of R14.30 per share, representing a 0.92% discount to the 30-day volume weighted average traded price of its share. "The capital raised will support the finalisation of the UK acquisition, while also enabling the group to continue taking advantage of development and acquisition opportunities in both South Africa and the UK," it said in a statement. Meanwhile, in the quarter ending December 31, 2021, the total occupancy in its same store portfolio increased by 10 500m<sup>2</sup> (2.6%) while the closing average rental rate increased by 1.6% (annualised 6.3%) and 1.5% (annualised 6%) in SA and the UK respectively. During the period, it completed the acquisition of Silver Park Self Storage (Cape Town northern suburbs) and Green Cube Self Storage (Cape Town southern suburbs). It also announced, in September 2021, a joint venture with Nedbank Property Partners to develop two high profile properties in Morningside and Bryanston at a cost of approximately R200 million.

Move | -0.6% Open | 1488c Close | 1479c High | 1500c Low | 1420c

\*Article excerpts from Moneyweb

LOCAL EQUITIES | JSE MID CAP COMPANIES

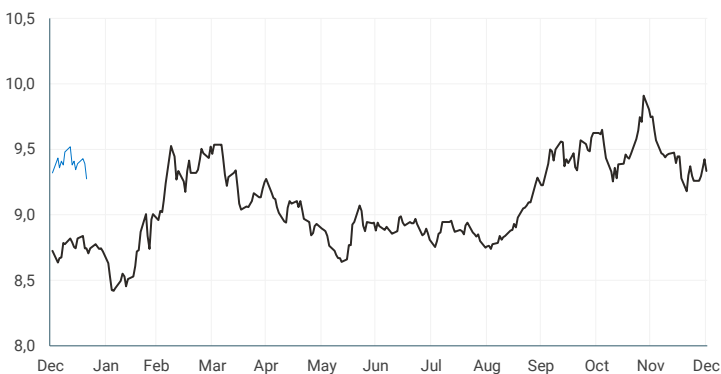
COMPANY	CODE	CLOSE	PREVIOUS	1D%	1M%	YTD%
Aspen	APN	21285	20500	3,83	-2,26	-5,16
African Rainbow	ARI	24807	24511	1,21	13,44	7,29
Avi	AVI	7530	7540	-0,13	0,27	1,89
Barworld	BAW	13282	13807	-3,80	-11,34	-11,67
Bidvest Group	BVT	19045	19298	-1,31	4,24	0,53
Capco	CCO	3664	3722	-1,56	10,93	1,13
Clicks Group	CLS	30770	31389	-1,97	-0,44	-2,48
Coronation	CML	5144	5260	-2,21	-1,93	-2,09
Dis-Chem	DCP	3682	3646	0,99	6,17	3,95
Distell Group	DGH	16900	16950	-0,29	3,05	0,12
Drdgold	DRD	1378	1296	6,33	6,99	4,39
Exxaro Resources	EXX	17991	18015	-0,13	19,89	17,69
Fortress Reit A	FFA	1275	1280	-0,39	4,25	2,00
Fortress Reit B	FFB	363	348	4,31	18,63	11,69
Growthpoint	GRT	1412	1438	-1,81	-2,15	-8,13
Harmony Gold	HAR	6512	5969	9,10	8,19	-2,22
Investec	INL	8560	8682	-1,41	2,96	-2,23
Investec	INP	8656	8756	-1,14	5,20	-0,15
Italtile	ITE	1602	1609	-0,44	0,13	-4,64
Libhold	LBH	9655	9636	0,20	7,29	2,13
Life Healthcare	LHC	2269	2268	0,04	-0,92	-5,58
Multichoice Group	MCG	12098	11824	2,32	0,62	-0,86
Mediclinic Int.	MEI	6900	6983	-1,19	10,81	1,38
Montauk Renewables	MKR	15200	15105	0,63	0,48	-11,63
Mr Price Group	MRP	20982	21196	-1,01	7,46	5,17
Momentum	MTM	2006	1986	1,01	9,62	5,86
Ninety One Plc	N91	5530	5569	-0,70	-0,70	-3,79
Nedbank	NED	18246	18300	-0,30	8,25	4,25
Northam Platinum	NHM	21510	20876	3,04	9,54	2,67
Nepi Rockcastle Plc	NRP	10471	10611	-1,32	1,59	-1,22
Netcare	NTC	1573	1580	-0,44	7,89	-0,94
Ninety One	NY1	5455	5494	-0,71	0,09	-3,47
Old Mutual	OMU	1352	1367	-1,10	10,28	3,21
Pik N Pay	PIK	5300	5392	-1,71	2,67	1,01
Pepkor	PPH	2368	2350	0,77	9,53	8,18
Psg	PSG	8705	8773	-0,78	-0,43	-2,45
Quilter Plc	QLT	3180	3210	-0,93	7,22	0,38
Rbplapts	RBP	16069	16000	0,43	4,30	2,80
Redefine	RDF	427	430	-0,70	-0,70	-2,95
Remgro	REM	13080	13099	-0,15	3,44	-0,27
Resilient Reit	RES	6030	6055	-0,41	4,52	0,92
Rand Merchant Inv	RMI	4602	4559	0,94	5,43	1,88
Reinet Investments Sca	RNI	30093	30441	-1,14	6,75	5,21
Sappi	SAP	4290	4350	-1,38	-2,59	-6,04
Santam	SNT	27424	28000	-2,06	3,93	1,95
Spar	SPP	17328	17471	-0,82	8,21	3,69
Sirius Real Estate	SRE	2697	2704	-0,26	-5,93	-11,08
Tigebrands	TBS	18203	18231	-0,15	4,78	0,57
The Foschini Group	TFG	13073	13354	-2,10	9,88	5,51
Thungela Resources	TGA	8663	8986	-3,59	2,35	2,47
Telkom	TKG	4865	4925	-1,22	-4,40	-10,04
Truworths	TRU	5774	5848	-1,27	15,32	10,51
Textainer	TXT	57376	59953	-4,30	10,01	-0,22
Woolies	WHL	5402	5490	-1,60	6,55	4,17

LOCAL EQUITIES | JSE SMALL CAP COMPANIES

COMPANY	CODE	CLOSE	PREVIOUS	1D%	1M%	YTD%
Advtech	ADH	1780	1772	0,45	4,34	1,25
Altron	AEL	860	830	3,61	-0,69	-6,01
Aeci	AFE	12100	11990	0,92	12,48	8,04
Alexander Forbes	AFH	440	441	-0,23	-1,35	-2,00
Afrimat	AFT	5875	6100	-3,69	5,48	2,30
Arrowhead Prop.	AHB	400	400	0,00	3,36	-5,88
African Rainbow Cap.	AIL	720	740	-2,70	15,20	5,88
Adcock Ingram	AIP	5120	5198	-1,50	7,70	1,49
Astral	ARL	16643	16758	-0,69	-1,49	-3,60
Attacq	ATT	759	765	-0,78	1,61	-5,01
Brait	BAT	450	459	-1,96	-1,75	-0,44
Blue Label Telecoms	BLU	519	514	0,97	1,76	1,96
Bytes Technology	BYI	10791	10285	4,92	-3,65	-11,59
City Lodge Hotels	CLH	550	564	-2,48	12,24	1,66
Curro	COH	1250	1250	0,00	-1,11	0,40
Cashbuild	CSB	29000	29000	0,00	14,94	11,12
Datatec	DTC	3697	3702	-0,14	-3,45	-3,97
Emira	EMI	1000	1000	0,00	8,11	5,26
Epp N.V	EPP	1147	1150	-0,26	-0,26	-2,38
Equites Property Fund	EQU	2225	2260	-1,55	3,39	-3,22
Famous Brands	FBR	7812	7801	0,14	5,88	-0,05
Grindrod	GND	480	485	-1,03	-1,84	-3,03
Hci	HCI	7699	7555	1,91	1,30	4,04
Hudaco	HDC	13985	13500	3,59	7,58	6,07
Hammerson Plc	HMN	732	751	-2,53	11,08	1,81
Hyprop	HYP	3629	3693	-1,73	0,81	-2,58
Investec Australia Prop.	IAP	1873	1876	-0,16	2,74	-2,55
Imperial Prop Fund	IPF	1248	1260	-0,95	6,94	0,65
Imperial	IPL	6486	6460	0,40	3,20	1,36
Jse	JSE	11630	11500	1,13	5,57	3,84
Kap Industrial	KAP	439	443	-0,90	8,66	0,46
Karoo	KRO	55000	57400	-4,18	6,80	2,80
Psg Konsult	KST	1475	1449	1,79	14,70	9,75
Liberty Two Degrees	L2D	473	476	-0,63	-1,05	-0,42
Long4Life	L4L	578	578	0,00	0,35	-1,03
Libstar	LBR	652	668	-2,40	2,68	-1,95
Lighthouse Capital	LTE	880	890	-1,12	2,92	-2,22
Massmart	MSM	6065	6165	-1,62	0,60	-0,05
Mas Real Estate Inc	MSP	2093	2092	0,05	3,61	-0,48
Metair	MTA	2761	2760	0,04	3,80	0,40
Motus	MTH	11600	11100	4,50	14,85	5,37
M&R Hold	MUR	1386	1385	0,07	-5,39	-2,87
Oceana	OCE	5419	5427	-0,15	-1,72	-2,43
Omnia	OMN	6081	6056	0,41	-2,89	-5,00
Pan African Resource	PAN	408	391	4,35	18,26	6,25
Raubex	RBX	4021	3800	5,82	2,55	1,03
Rhodes Food Pty	RFG	1345	1350	-0,37	15,35	9,53
Reunert	RLO	4908	4887	0,43	-4,01	-7,40
Sa Corp Real Estate	SAC	250	255	-1,96	11,61	6,38
Steinhoff International N.V.	SNH	503	498	1,00	51,51	0,20
Super	SPG	3541	3607	-1,83	4,89	4,12
Stor-Age Property Reit	SSS	1479	1488	-0,60	4,30	1,65
Stenprop	STP	4130	4100	0,73	-1,60	-3,95
Sun Int	SUI	2639	2625	0,53	1,11	-7,24
Transaction Capital	TCP	4581	4588	-0,15	3,76	1,73
Tsogo Sun Hotels	TGO	325	330	-1,52	-2,69	-7,67
Tsogo Sun Gaming	TSG	1105	1100	0,45	-2,21	-5,15
Vukile	VKE	1206	1221	-1,23	-3,75	-2,51
Wbhovco	WBO	11629	11599	0,26	4,24	2,66
Zeder Investments	ZED	334	327	2,14	1,52	3,09

SOUTH AFRICAN 10-YEAR BOND

2021 v 2022



10-YEAR BOND YIELDS | SELECTED ITEMS (BASIS POINT CHANGE)

REGION	YIELD	1D%	1M%	YTD%
United States	1,77	-10	34	68
United Kingdom	1,22	-3	45	92
Germany	-0,03	-1	34	50
Japan	0,12	-1	9	9
South African 10Y	9,29	-8	-4	57

GLOBAL INTEREST RATES | SELECTED ITEMS

REGION	CURRENT RATE
United States	0,00%-0,25%
United Kingdom	0,25%
European	0,00%
SA Repo Rate	3,75%
SA Prime Rate	7,25%

## GLOBAL MARKETS

### EUROPEAN INDICES

normalised percentage performances



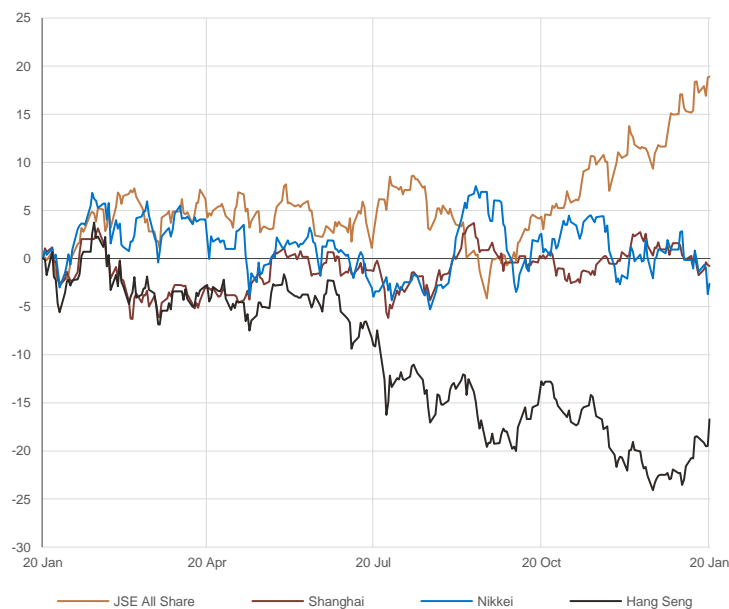
### AMERICAN INDICES

normalised percentage performances



### ASIAN INDICES

normalised percentage performances



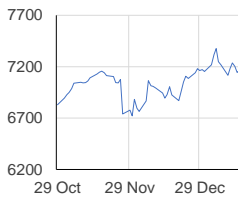
## EUROPEAN MARKET COMMENTARY

### SELECTED HEADLINES

European stocks closed higher Thursday as investors appeared to brush off concerns about rampant inflation. The pan-European Stoxx 600 ended the day up 0.4%, wrapping up a choppy session. Travel and leisure shares led the gains, climbing 2.7%, while autos sank 0.9%. British food delivery firm Deliveroo climbed 1.4% after reporting a 70% jump in the total value of orders in 2021. Meanwhile, Dutch tech investment firm Prosus, meanwhile, climbed 6.5% after Goldman Sachs resumed coverage of the stock with a "buy" rating.

EUROPEAN INDICES	CLOSE	PREVIOUS	1D%	5D%	1M%	YTD%
CAC 40	7194,2	7173,0	0,30	-0,10	4,72	0,58
DAX 30	15912,3	15809,7	0,65	-0,74	4,41	0,17
Eurostoxx 50	4299,6	4268,3	0,73	-0,07	3,79	0,03
FTSE	7585,0	7589,7	-0,06	0,28	5,38	2,71

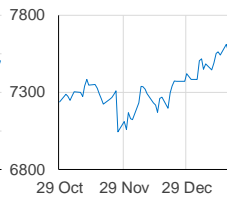
### CAC 40



### DAX



### FTSE



## AMERICAN MARKET COMMENTARY

### SELECTED HEADLINES

US indices moved lower on Thursday, giving up their sharp gains from earlier in the session, as Wall Street continues to struggle this year in a rising interest rate environment. Technology stocks, like Zoom Video and Tesla, led markets higher for most of the day on Thursday. However, many lost steam towards the end of the session. Netflix closed down about 1.5% before its quarterly earnings slated for after the bell. Peloton tanked 23.9% on news it is temporarily halting production of its connected fitness products as consumer demand wanes, according to internal documents obtained by CNBC.

AMERICAN INDICES	CLOSE	PREVIOUS	1D%	5D%	1M%	YTD%
Dow Jones	34715,4	35028,7	-0,89	-3,87	-0,62	-4,47
Nasdaq	14154,0	14340,3	-1,30	-4,41	-5,52	-9,53
S&P 500	4482,7	4532,8	-1,10	-3,78	-1,87	-5,95

### DOW JONES



### NASDAQ



### S&P 500



## ASIAN MARKET COMMENTARY

### SELECTED HEADLINES

Asia-Pacific markets fell this morning, tracking declines on Wall Street overnight. Japan's inflation data released earlier today showed that core consumer prices rose 0.5% in December compared to a year earlier, as fuel and raw material costs increased, according to Reuters. The increase was for a second month straight at the fastest pace in nearly two years, Reuters said.

ASIAN INDICES	CLOSE	PREVIOUS	1D%	5D%	1M%	YTD%
Hang Seng	24952,4	24127,9	3,42	2,14	9,71	6,64
Nikkei 225	27772,9	27467,2	1,11	-2,51	-0,59	-3,54
Shanghai	3555,1	3558,2	-0,09	-0,01	-1,07	-2,33

### HANG SENG



### NIKKEI



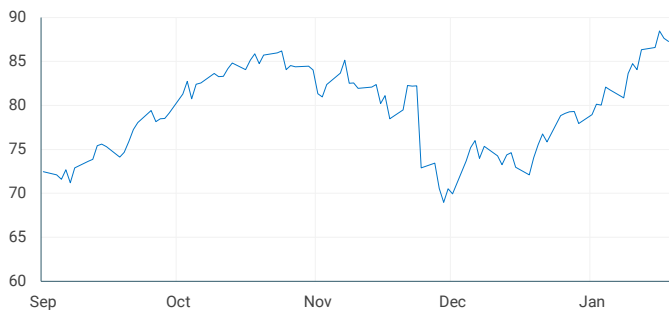
### SHANGHAI



## COMMODITIES

### BRENT CRUDE (\$)

last 100 days



### PLATINUM (\$)

last 100 days



## COMMODITY MARKET COMMENTARY

### SELECTED HEADLINES

Gold prices were muted earlier today and were on course for a second consecutive weekly gain, as investors turned to safe-haven assets while awaiting signals on interest rate hikes from the U.S. Federal Reserve's meeting next week. Meanwhile, oil prices plunged earlier today, after rising to seven-year highs this week, as an increase in U.S. crude and fuel stockpiles prompted investors to take profits from the rally.

COMMODITY	LAST	CLOSE	% CHG	1D%	1M%	YTD%
Brent Crude (\$)	86,7	87,3	-0,64	-0,41	21,05	11,98
Gold (\$)	1840,7	1839,4	0,07	-0,07	2,73	0,56
Palladium	2040,1	2062,3	-1,08	2,92	17,36	8,70
Platinum (\$)	1035,0	1043,1	-0,78	1,65	11,14	7,65
Silver	24,4	24,5	-0,08	1,29	9,90	4,94

### GOLD (\$)

last 100 days



## CURRENCIES

COMMODITY	LAST	CLOSE	% CHG	1D%	1M%	YTD%
USDZAR	15,26	15,24	0,11	-0,61	-3,27	-4,39
GBPZAR	20,75	20,69	0,25	-0,83	-0,73	-4,01
EURZAR	17,28	17,22	0,36	-0,96	-3,25	-5,04
AUDZAR	10,97	11,00	-0,26	-0,47	-1,86	-5,09
EURUSD	1,13	1,13	0,15	-0,28	0,31	-0,55
USDJPY	113,75	114,08	-0,29	-0,22	0,40	-0,89
GBPUSD	1,36	1,36	-0,03	-0,09	2,98	0,53
USDCHF	0,92	0,92	-0,17	0,12	-0,48	0,52
AUDCAD	0,90	0,90	-0,33	0,11	-1,85	-1,62

### SELECTED HEADLINES

The rand forged higher on Thursday, extending strong gains made a day earlier when inflation figures bolstered the case for the central bank to raise interest rates next week. The rand was trading around R15.24 to the dollar at the close of the session, 0.61% firmer. The South African Reserve Bank's first rate decision of 2022 is due on January 27th, with economists polled by Reuters predicting a 25 basis point increase in the repo rate to 4.00% and three further hikes before the end of the year.

### CURRENCY PAIRS

normalised percentage performances



### USDZAR

last 100 days



### EURUSD

last 100 days

